LUDVIK INDUSTRIEGERÄTE

MOULD COOLING COUPLINGS

KÜHLUNGSELEMENTE FÜR WERKZEUGE

SERIE 100



FRENCH SERIE

LUDVIK INDUSTRIEGERÄTE



DN 6-8-12

MOULD COOLING COUPLINGS

KÜHLUNGSELEMENTE FÜR WERKZEUGE

SERIE 100

Materials

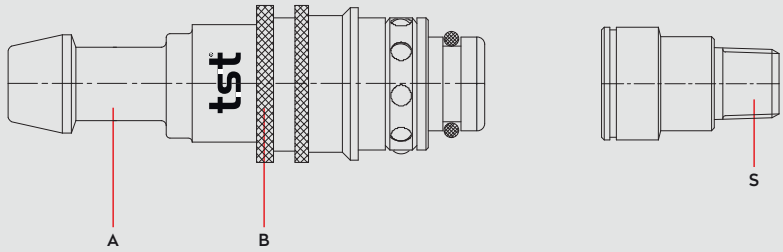

Material Code

A = Brass Nickel Plated

B = Brass Nickel Plated

S = Brass Nickel Plated

0 - 10 bar

-40°C to + 105°C (NBR)

Shut Off Type





TST 100.06 → OM 178 - 00720

TST 100.08 → OM 178 - 00925

TST 100.12 → OM 220 - 01500

French Serie

DN

TST 100.06 → 6 mm

TST 100.08 → 8 mm

TST 100.12 → 12 mm

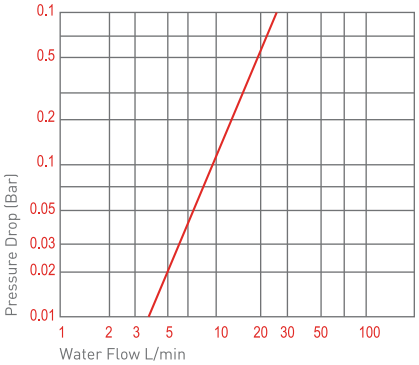

DN : 6
Max. Pressure(Bar) : 10

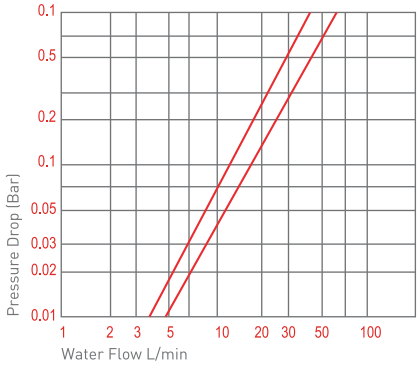

DN : 8
Max. Pressure(Bar) : 10

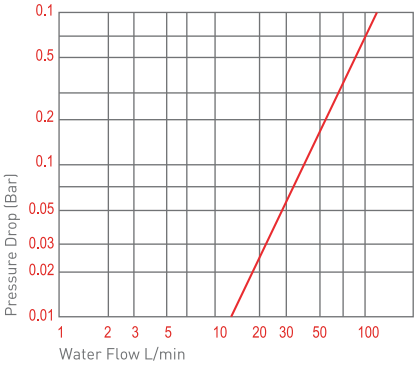

DN : 13
Max. Pressure(Bar) : 10

Options

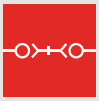



Id. Ring

FPM

E2

Applications

- Cold - hot fluid circuits
- Temperature control

Compatible with

PARKER 608- 612

LUDVIK
INDUSTRIEGERÄTE

MOULD COOLING COUPLINGS
KÜHLUNGSELEMENTE FÜR WERKZEUGE

SERIE 100



PLUGS STECKNIPPEL

with female thread

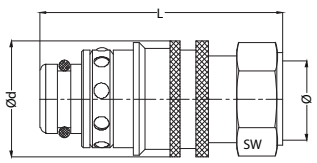

Part No.	Ø	Ød	L	SW
100.08 DGF 13	BSP 1/4"	20	44	17
100.08 DGF 17	BSP 3/8"	20	53	19
100.08 NGF 13	NPT 1/4"	20	44	17
100.08 NGF 17	NPT 3/8"	20	52	19
100.12 DGF 21	BSP 1/2"	27.5	60	24
100.12 NGF 21	NPT 1/2"	27.5	65	24
100.12 DGF 26	BSP 3/4"	27.5	66	30
100.12 NGF 26	NPT 3/4"	27.5	69	30

with female thread 45°

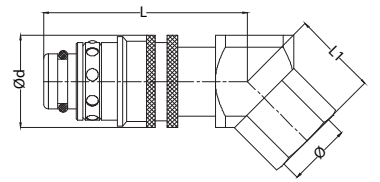

Part No.	Ø	Ød	L	L1
100.08 DGF 13-45°	BSP 1/4"	20	45	13.5
100.08 DGF 17-45°	BSP 3/8"	20	45	13.5
100.08 NGF 13-45°	NPT 1/4"	20	45	14.2
100.08 NGF 17-45°	NPT 3/8"	20	45	15.7
100.12 DGF 17-45°	BSP 3/8"	27.5	54	14.5
100.12 NGF 17-45°	NPT 3/8"	27.5	54	17.3
100.12 DGF 21-45°	BSP 1/2"	27.5	54	20.1
100.12 NGF 21-45°	NPT 1/2"	27.5	54	21.5

with female thread 90°

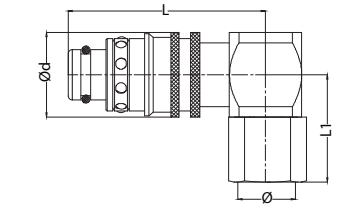

Part No.	Ø	Ød	L	L1
100.08 DGF 13-90°	BSP 1/4"	20	46.5	24
100.08 DGF 17-90°	BSP 3/8"	20	46.5	24
100.08 NGF 13-90°	NPT 1/4"	20	46.5	25
100.08 NGF 17-90°	NPT 3/8"	20	46.5	27
100.12 DGF 17-90°	BSP 3/8"	27.5	54	29
100.12 NGF 17-90°	NPT 3/8"	27.5	54	31.5
100.12 DGF 21-90°	BSP 1/2"	27.5	54	36.5
100.12 NGF 21-90°	NPT 1/2"	27.5	54	38.5

with standard hose tail

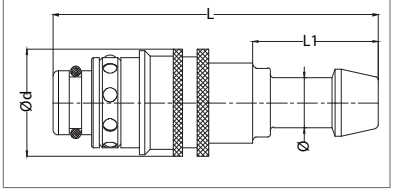

Part No.	Ø	Ød	L	L1
100.06 HGF 06	Ø6 mm	17	55	22.5
100.06 HGF 08	Ø8 mm	17	55	22.5
100.06 HGF 10	Ø10 mm	17	55	22.5
100.08 HGF 06	Ø6 mm	20	62	27.5
100.08 HGF 08	Ø8 mm	20	62	27.5
100.08 HGF 10	Ø10 mm	20	62	27.5
100.08 HGF 12	Ø12 mm	20	62	27.5
100.08 HGF 13	Ø13 mm	20	62	22.5
100.12 HGF 13	Ø13 mm	27.5	76	33
100.12 HGF 16	Ø16 mm	27.5	76	33

with standard hose tail 45°

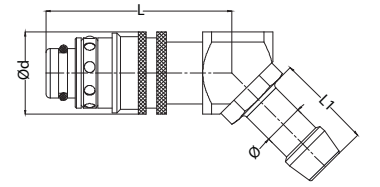

Part No.	Ø	Ød	L	L1
100.06 HGF 06-45°	Ø6 mm	17	39	23
100.06 HGF 08-45°	Ø8 mm	17	39	23
100.06 HGF 10-45°	Ø10 mm	17	39	23
100.08 HGF 06-45°	Ø6 mm	20	45	23
100.08 HGF 08-45°	Ø8 mm	20	45	23
100.08 HGF 10-45°	Ø10 mm	20	45	23
100.08 HGF 12-45°	Ø12 mm	20	45	23
100.08 HGF 13-45°	Ø13 mm	20	45	23
100.12 HGF 13-45°	Ø13 mm	27.5	54	27.5
100.12 HGF 16-45°	Ø16 mm	27.5	54	27.5

with standard hose tail 90°

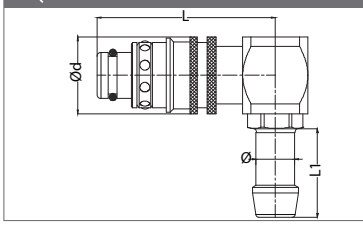

Part No.	Ø	Ød	L	L1
100.06 HGF 06-90°	Ø6 mm	17	40.3	23
100.06 HGF 08-90°	Ø8 mm	17	40.3	23
100.06 HGF 10-90°	Ø9 mm	17	40.3	23
100.08 HGF 06-90°	Ø6 mm	20	46.5	23
100.08 HGF 08-90°	Ø8 mm	20	46.5	23
100.08 HGF 10-90°	Ø10 mm	20	46.5	23
100.08 HGF 12-90°	Ø12 mm	20	46.5	23
100.08 HGF 13-90°	Ø13 mm	27.5	46.5	23
100.12 HGF 13-90°	Ø13 mm	27.5	54	27.5
100.12 HGF 16-90°	Ø16 mm	27.5	54	27.5

with push-lock hose tail

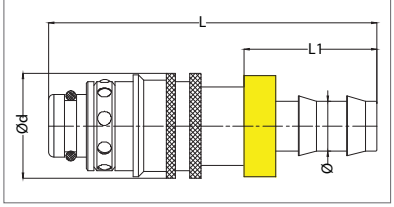

Part No.	Ø	Ød	L	L1
100.06 FGF 06	Ø6 mm	17	57	24
100.06 FGF 08	Ø8 mm	17	57	24
100.06 FGF 10	Ø10 mm	17	57	24
100.08 FGF 10	Ø10 mm	20	62	24
100.08 FGF 13	Ø13 mm	20	69	28
100.12 FGF 13	Ø13 mm	27.5	71	28
100.12 FGF 16	Ø16 mm	27.5	82	38

with push-lock hose tail 45°

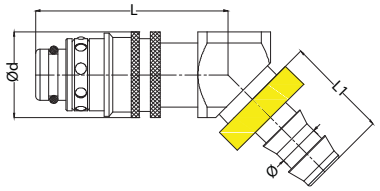

Part No.	Ø	Ød	L	L1
100.08 FGF 10-45°	Ø10 mm	20	45	24
100.08 FGF 13-45°	Ø13 mm	20	45	28
100.12 FGF 13-45°	Ø13 mm	27.5	54	28
100.12 FGF 16-45°	Ø16 mm	27.5	54	28

with push-lock hose tail 90°

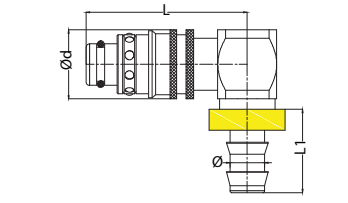

Part No.	Ø	Ød	L	L1
100.08 FGF 10-90°	Ø10 mm	20	46.5	24
100.08 FGF 13-90°	Ø13 mm	20	46.5	28
100.12 FGF 13-90°	Ø13 mm	27.5	54	28
100.12 FGF 16-90°	Ø16 mm	27.5	54	28

LUDVIK INDUSTRIEGERÄTE



MOULD COOLING COUPLINGS

KÜHLUNGSELEMENTE FÜR WERKZEUGE

SERIE 100

male thread

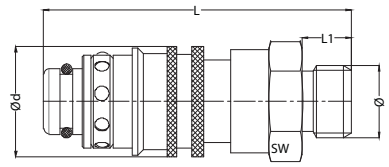

Part No.	Ø	Ød	L	L1	SW
100.08 EGF 13	BSP 1/4"	20	58	9	19
100.08 EGF 17	BSP 3/8"	20	59	10	19
100.12 EGF 17	BSP 3/4"	27.5	61	10	24

male thread 90°

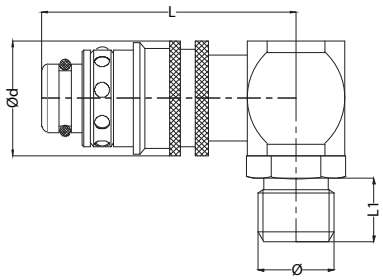

Part No.	Ø	Ød	L	L1
100.08 EGF 13-90	BSP 1/4"	20	46.5	11
100.08 EGF 17-90	BSP 3/8"	20	46.5	11
100.12 EGF 17-90	BSP 3/8"	27.5	54	9

Diverting connector

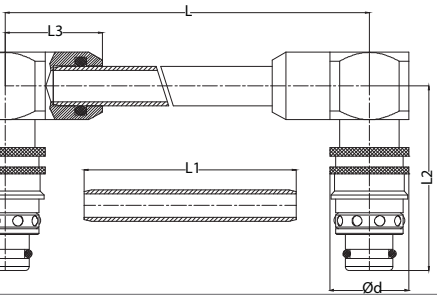

Part No.	L	L1	L2	L3
100.08 - KG 125	125	101	45	24.5
100.08 - KG 250	250	226	45	24.5
100.08 - KG 500	500	476	45	24.5
100.12 - KG 125	125	95	54	27
100.12 - KG 250	250	220	54	27
100.12 - KG 500	500	470	54	27

Socket for Diverting connector

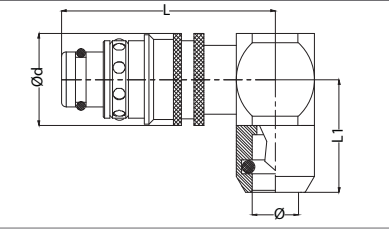

Part No.	Ø	Ød	L	L1
100.08 KG 00	10	20	46.5	24.5
100.12 KG 00	14	27.5	54	27

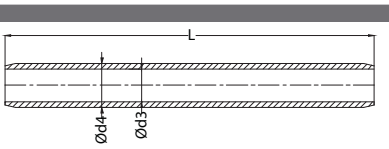

Part no. for Brass Tube	Ød3	Ød4
100.08 KPB x Length	8	10
100.12 KPB x Length	12	14

Colour identification Rings for Couplings Markierungsringe für Kupplungen



Serie	Part no. / Blue	Part no. / Red
100.06	100.06 KB 00	100.06 KR 00
100.08	100.08 KB 00	100.08 KR 00
100.12	100.12 KB 00	100.12 KR 00

LUDVIK INDUSTRIEGERÄTE

MOULD COOLING COUPLINGS

KÜHLUNGSELEMENTE FÜR WERKZEUGE

SERIE 100



VALVED PLUGS VERSCHLUSSNIPPEL

with female thread

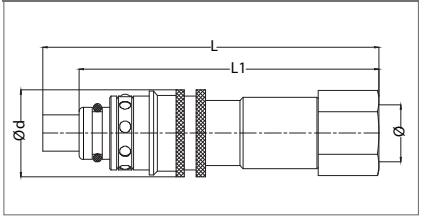

Part No.	Ø	Ød	L	L1
100.08 DGB 13	BSP 1/4"	20	78	68
100.08 DGB 17	BSP 3/8"	20	78	68
100.08 NGB 13	NPT 1/4"	20	79	69
100.08 NGB 17	NPT 3/8"	20	81	71
100.12 DGB 21	BSP 1/2"	27.5	90	80
100.12 NGB 21	NPT 1/2"	27.5	90	80

with female thread 45°

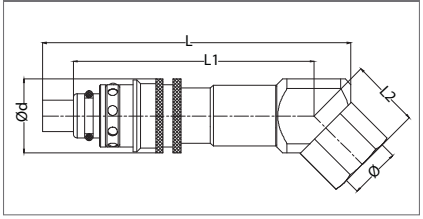

Part No.	Ø	Ød	L	L1	L2
100.08 DGB 13-45°	BSP 1/4"	20	84	64.5	18.6
100.08 DGB 17-45°	BSP 3/8"	20	84	64.5	18.6
100.08 NGB 13-45°	NPT 1/4"	20	84	64.5	19.6
100.08 NGB 17-45°	NPT 3/8"	20	84	64.5	21.6
100.12 DGB 17-45°	BSP 3/8"	27.5	106	83	24
100.12 NGB 17-45°	NPT 3/8"	27.5	106	83	30
100.12 DGB 21-45°	BSP 1/2"	27.5	106	83	27
100.12 NGB 21-45°	NPT 1/2"	27.5	106	83	34

with female thread 90°

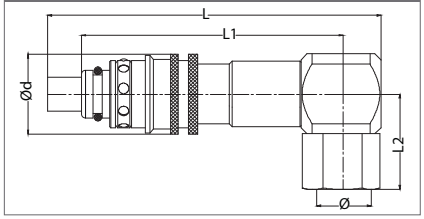

Part No.	Ø	Ød	L	L1	L2
100.08 DGB 13-90 °	BSP 1/4"	20	84.5	64.5	24
100.08 DGB 17-90°	BSP 3/8"	20	84.5	64.5	24
100.08 NGB 13-90°	NPT 1/4"	20	84.5	64.5	25
100.08 NGB 17-90°	NPT 3/8"	20	84.5	64.5	27
100.12 DGB 17-90°	BSP 3/8"	27.5	92.3	74	29
100.12 NGB 17-90°	NPT 3/8"	27.5	92.3	74	31.5
100.12 DGB 21-90°	BSP 1/2"	27.5	92.3	74	36.5
100.12 NGB 21-90°	NPT 1/2"	27.5	92.3	74	38.5

with standard hose tail

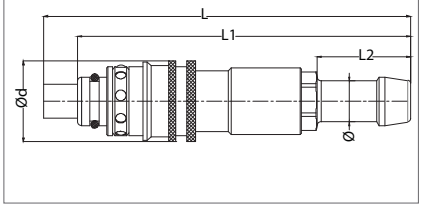

Part No.	Ø	Ød	L	L1	L2
100.08 HGB 06	Ø6 mm	20	91	81	23
100.08 HGB 08	Ø8 mm	20	91	81	23
100.08 HGB 10	Ø10 mm	20	91	81	23
100.08 HGB 12	Ø12 mm	20	91	81	23
100.08 HGB 13	Ø13 mm	20	91	81	23
100.12 HGB 13	Ø13 mm	27.5	102	92	27.5
100.12 HGB 16	Ø16 mm	27.5	102	92	27.5

with female thread 45°

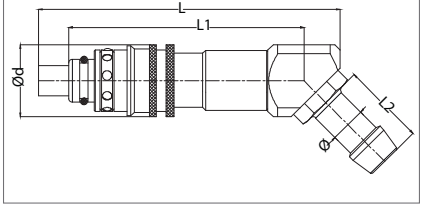

Part No.	Ø	Ød	L	L1	L2
100.08 HGB 06-45°	Ø6 mm	20	84	64.5	23
100.08 HGB 08-45°	Ø8 mm	20	84	64.5	23
100.08 HGB 10-45°	Ø10 mm	20	84	64.5	23
100.08 HGB 12-45°	Ø12 mm	20	84	64.5	23
100.08 HGB 13-45°	Ø13 mm	20	84	83	23
100.12 HGB 13-45°	Ø13 mm	27.5	106	83	27.5
100.12 HGB 16-45°	Ø16 mm	27.5	106	83	27.5

with female thread 90°

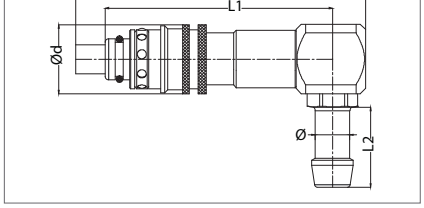

Part No.	Ø	Ød	L	L1	L2
100.08 HGB 06-90°	Ø6 mm	20	84.5	64.5	23
100.08 HGB 08-90°	Ø8 mm	20	84.5	64.5	23
100.08 HGB 10-90°	Ø10 mm	20	84.5	64.5	23
100.08 HGB 12-90°	Ø12 mm	20	84.5	64.5	23
100.08 HGB 13-90°	Ø13 mm	20	84.5	64.5	23
100.12 HGB 13-90°	Ø13 mm	27.5	92.3	74	27.5
100.12 HGB 16-90°	Ø16 mm	27.5	92.3	74	27.5

with push-lock hose tail

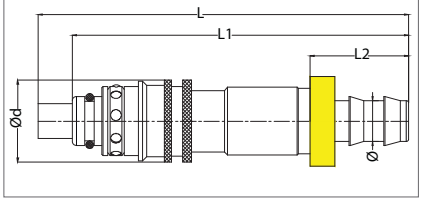

Part No.	Ø	Ød	L	L1	L2
100.08 FGB 10	Ø10 mm	20	92	82	24
100.08 FGB 13	Ø13 mm	20	96	86	24
100.12 FGB 13	Ø13 mm	27.5	102	92	28
100.12 FGB 16	Ø16 mm	27.5	102	92	28

with push-lock hose tail 45°

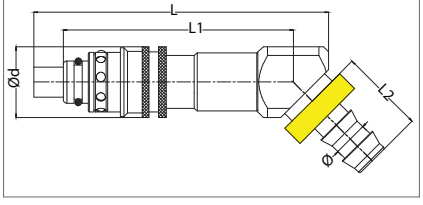

Part No.	Ø	Ød	L	L1	L2
100.08 FGB 10-45°	Ø10 mm	20	84.5	64.5	24
100.08 FGB 13-45°	Ø13 mm	20	84.5	64.5	24
100.12 FGB 13-45°	Ø13 mm	27.5	92.3	74	28
100.12 FGB 16-45°	Ø16 mm	27.5	92.3	74	28

with push-lock hose tail 90°

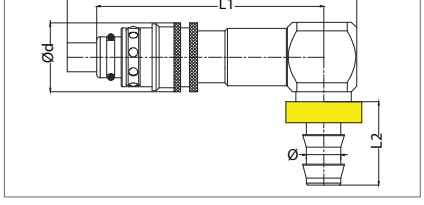

Part No.	Ø	Ød	L	L1	L2
100.08 FGB 10-90°	Ø10 mm	20	84.5	64	24
100.08 FGB 13-90°	Ø13 mm	20	84.5	64	24
100.12 FGB 13-90°	Ø13 mm	27.5	92.3	74	28
100.12 FGB 16-90°	Ø16 mm	27.5	92.3	74	28

LUDVIK INDUSTRIEGERÄTE



MOULD COOLING COUPLINGS

KÜHLUNGSELEMENTE FÜR WERKZEUGE

SERIE 100

QUICK COUPLINGS SCHNELLKUPPLUNGEN

with male thread

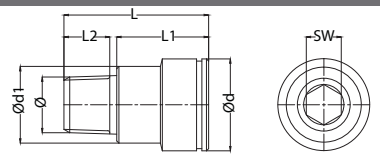

Part No.	Ø	Ød	Ød1	L1	L2	L	SW
100.06 RU 10	BSPT 1/8"	17	14	18.5	10	28.5	6
100.06 RU 13	BSPT 1/4"	17	14	18.5	12	30.5	6
100.08 RU 10	BSPT 1/8"	21	17.5	21	10	31	6
100.08 RU 13	BSPT 1/4"	21	17.5	21	12	33	8
100.08 RU 17	BSPT 3/8"	21	21	11	13	24	8
100.12 RU 17	BSPT 3/8"	32	24	28	13	41	10
100.12 RU 21	BSPT 1/2"	32	24	28	16	44	14
100.12 RU 26	BSPT 3/4"	32	32	13	19	32	14
100.06 TU 10	NPT 1/8"	17	14	18.5	10	28.5	6
100.06 TU 13	NPT 1/4"	17	14	18.5	13	31.5	6
100.08 TU 10	NPT 1/8"	21	17.5	21	10	31	6
100.08 TU 13	NPT 1/4"	21	17.5	21	12	33	8
100.08 TU 17	NPT 3/8"	21	21	11	13	24	8
100.12 TU 17	NPT 3/8"	32	24	28	13	41	10
100.12 TU 21	NPT 1/2"	32	24	28	18	46	14
100.12 TU 26	NPT 3/4"	32	32	13	19	32	14
100.06 EUM 10x1	M10x1.0	17	14	18.5	10	28.5	6
100.08 EUM 10x1	M10x1.0	21	17.5	21	10	31	6
100.08 EUM 10	M10x1.5	21	17.5	21	10	31	6
100.08 EUM 12x1.75	M12x1.75	21	17.5	21	12	33	6
100.08 EUM 14	M14x1.5	21	17.5	21	10	31	8

with male thread 45°C

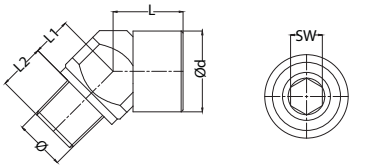

Part No.	Ø	Ød	L	L2	L1	SW
100.08 RU 10-45°	BSPT 1/8"	21	18.1	9	10	20
100.08 RU 13-45°	BSPT 1/4"	21	18.1	12	10	20
100.08 RU 17-45°	BSPT 3/8"	21	18.1	12	10	20
100.08 TU 13-45°	NPT 1/4"	21	18.1	12	10	20

with male thread 90°C

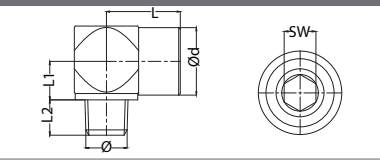

Part No.	Ø	Ød	L	L2	L1	SW
100.08 RU 10-90°	BSPT 1/8"	21	23	12	12	20
100.08 RU 13-90°	BSPT 1/4"	21	23	12	12	20
100.08 RU 17-90°	BSPT 3/8"	21	23	12	12	20
100.08 TU 13-90°	NPT 1/4"	21	23	12	12	20

with female thread

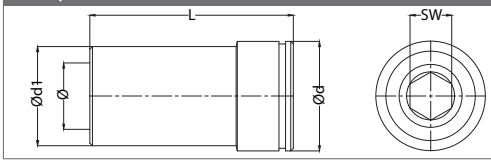

Part No.	Ø	Ød	L1	Ød1	SW
100.08 DU 10	BSP 1/8"	21	35	15	6
100.08 DU 13	BSP 1/4"	21	39	17.5	8
100.12 DU 17	BSP 3/8"	32	49	24	12
100.12 DU 21	BSP 1/2"	32	50	24	12
100.12 DU 26	BSP 3/4"	32	52	32	12
100.08 NU 10	BSP 1/8"	21	35	15	6
100.08 NU 13	BSP 1/4"	21	39	17.5	8

Bulkhead connector

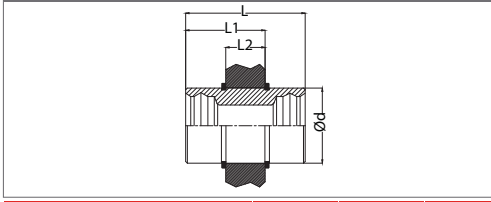

Part No.	Ød	L	L1	L2
100.08 PU 00	22	35	23	11.5 max

90° Bulkhead connector with female thread

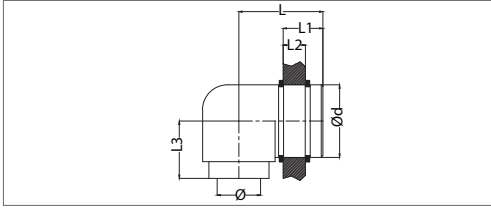

Part No.	Ø	Ød	L	L1	L2
100.08 PU 13-90	BSP 1/4"	22	25.2	11.8	6.5 max

with male thread

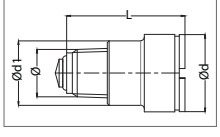

Part no.	Ø	Ød	Ød1	L
100.08 RUB 13	BSPT 1/4"	21	17.5	33
100.08 RUB 17	BSPT 3/8"	21	-	24
100.12 RUB 17	BSPT 3/8"	32	24	41
100.12 RUB 21	BSPT 1/2"	32	24	44
100.12 RUB 26	BSPT 3/4"	32	30	40

with female thread

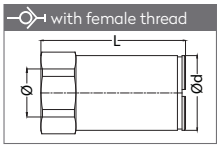

Part No.	Ø	Ød	L
100.12 DUB 21	BSP 1/2"	32	62
100.12 DUB 26	BSP 3/4"	32	62

Assembling Apparatus

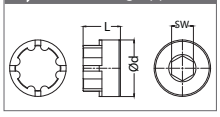

Part No.	Ø	Ød	SW	L
100.08 EUB 00	-	20.7	8	13.7
100.12 RUB 00	-	32	14	16.5

LUDVIK INDUSTRIEGERÄTE

MOULD COOLING COUPLINGS

KÜHLUNGSELEMENTE FÜR WERKZEUGE

SERIE 100



EXTENSION COUPLINGS WITH THREAD VERLÄNGERUNGSMUFFE MIT GEWINDE

with extension conical thread BSPT-NPT metric

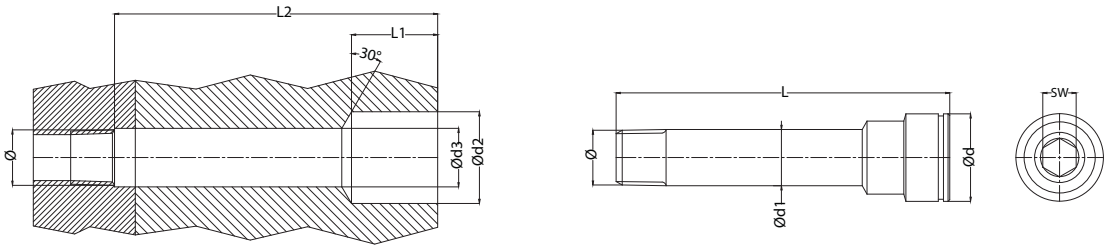

Serie	Part No.	Ø	L min/max.	L1	L2	Ød	Ød1	Ød2	Ød3	SW	Torque Drehmoment (m/daN)
100.06	100.06-100-R10	BSPT 1/8"	33/100	20	L-5.5	17	10.3	18.5	11	6	1
	100.06-100-T10	NPT 1/8"	33/100	20	L-5.5	17	10.3	18.5	11	6	1
	100.06-100-M10	M10x1.0	33/100	20	L-5.5	17	10.3	18.5	11	6	1
100.08 BSPT	100.08-100 R10	BSPT 1/8"	33/100	23	L-5.5	21	10	22	11	6	1
	100.08-150 R10	BSPT 1/8"	100/150	23	L-5.5	21	10	22	11	6	1
	100.08-200 R10	BSPT 1/8"	150/200	23	L-5.5	21	10	22	11	6	1
	100.08-250 R10	BSPT 1/8"	200/250	23	L-5.5	21	10	22	11	6	1
100.08 NPT	100.08-100 T10	NPT 1/8"	33/100	23	L-5.5	21	10	22	11	6	1
	100.08-150 T10	NPT 1/8"	100/150	23	L-5.5	21	10	22	11	6	1
	100.08-200 T10	NPT 1/8"	150/200	23	L-5.5	21	10	22	11	6	1
	100.08-250 T10	NPT 1/8"	200/250	23	L-5.5	21	10	22	11	6	1
100.08 BSPT	100.08-100 R13	BSPT 1/4"	33/100	23	L-7.5	21	13.5	22	14	8	3
	100.08-150 R13	BSPT 1/4"	100/150	23	L-7.5	21	13.5	22	14	8	3
	100.08-200 R13	BSPT 1/4"	150/200	23	L-7.5	21	13.5	22	14	8	3
	100.08-250 R13	BSPT 1/4"	200/250	23	L-7.5	21	13.5	22	14	8	3
100.08 NPT	100.08-100 T13	NPT 1/4"	33/100	23	L-7.5	21	13.5	22	14	8	1
	100.08-150 T13	NPT 1/4"	100/150	23	L-7.5	21	13.5	22	14	8	1
	100.08-200 T13	NPT 1/4"	150/200	23	L-7.5	21	13.5	22	14	8	1
	100.08-250 T13	NPT 1/4"	200/250	23	L-7.5	21	13.5	22	14	8	1
100.12 BSPT	100.12-100 R17	BSPT 3/8"	56/100	43	L-8.5	32	17	33	18	12	3
	100.12-150 R17	BSPT 3/8"	100/150	43	L-8.5	32	17	33	18	12	3
	100.12-200 R17	BSPT 3/8"	150/200	43	L-8.5	32	17	33	18	12	3
	100.12-250 R17	BSPT 3/8"	200/250	43	L-8.5	32	17	33	18	12	3
100.12 NPT	100.12-100 T17	NPT 3/8"	56/100	43	L-8.5	32	17	33	18	12	3
	100.12-150 T17	NPT 3/8"	100/150	43	L-8.5	32	17	33	18	12	3
	100.12-200 T17	NPT 3/8"	150/200	43	L-8.5	32	17	33	18	12	3
	100.12-250 T17	NPT 3/8"	200/250	43	L-8.5	32	17	33	18	12	3
100.12 BSPT	100.12-100 R21	BSPT 1/2"	56/100	45	L-11.5	32	21	33	22	14	5
	100.12-150 R21	BSPT 1/2"	100/150	45	L-11.5	32	21	33	22	14	5
	100.12-200 R21	BSPT 1/2"	150/200	45	L-11.5	32	21	33	22	14	5
	100.12-250 R21	BSPT 1/2"	200/250	45	L-11.5	32	21	33	22	14	5
100.12 NPT	100.12-100 T21	NPT 1/2"	56/100	45	L-11.5	32	21	33	22	14	5
	100.12-150 T21	NPT 1/2"	100/150	45	L-11.5	32	21	33	22	14	5
	100.12-200 T21	NPT 1/2"	150/200	45	L-11.5	32	21	33	22	14	5
	100.12-250 T21	NPT 1/2"	200/250	45	L-11.5	32	21	33	22	14	5

LUDVIK INDUSTRIEGERÄTE



MOULD COOLING COUPLINGS

KÜHLUNGSELEMENTE FÜR WERKZEUGE

SERIE 100

EXTENSION COUPLINGS WITHOUT THREAD VERLANGERUNGSMUFFE OHNE GEWINDE

with extension without thread

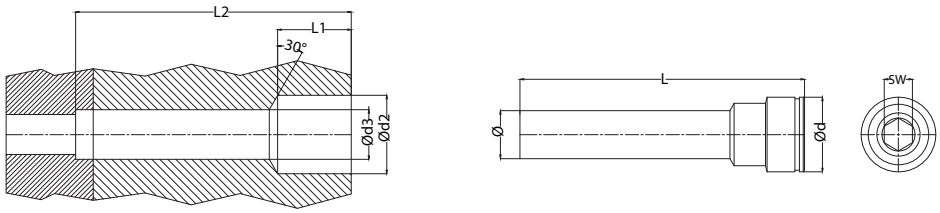

Serie	Part No.	Ø	L	L1	L2	Ød	Ød2	Ød3	SW
100.08	100.08-10 BU 50	10	50	23	L-5.5	21	22	11	6
	100.08-10 BU 100	10	100	23	L-5.5	21	22	11	6
	100.08-10 BU 150	10	150	23	L-5.5	21	22	11	6
	100.08-10 BU 200	10	200	23	L-5.5	21	22	11	6
100.08	100.08-13 BU 50	13.5	50	23	L-7.5	21	22	14	8
	100.08-13 BU 100	13.5	100	23	L-7.5	21	22	14	8
	100.08-13 BU 150	13.5	150	23	L-7.5	21	22	14	8
	100.08-13 BU 200	13.5	200	23	L-7.5	21	22	14	8
	100.08-13 BU 250	13.5	250	23	L-7.5	21	22	14	8
100.12	100.12-17 BU 50	17	50	43	L-8.5	32	33	18	12
	100.12-17 BU 100	17	100	43	L-8.5	32	33	18	12
	100.12-17 BU 150	17	150	43	L-8.5	32	33	18	12
	100.12-17 BU 200	17	200	43	L-8.5	32	33	18	12
	100.12-17 BU 250	17	250	43	L-8.5	32	33	18	12
100.12	100.12-21 BU 50	21	50	45	L-11.5	32	33	22	14
	100.12-21 BU 100	21	100	45	L-11.5	32	33	22	14
	100.12-21 BU 150	21	150	45	L-11.5	32	33	22	14
	100.12-21 BU 200	21	200	45	L-11.5	32	33	22	14
	100.12-21 BU 250	21	250	45	L-11.5	32	33	22	14

Extension with long thread

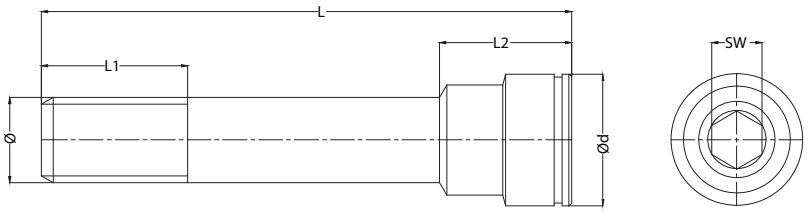

Serie	Part No.	Ø	L	L1	L2	Ød	SW
100.08	100.08-50 RF 10	BSP 1/8"	50	26	21	21	6
	100.08-100 RF 10	BSP 1/8"	100	60	21	21	6
	100.08-150 RF 10	BSP 1/8"	150	60	21	21	6
100.08	100.08-50 RF 13	BSP 1/4"	50	26.5	21	21	8
	100.08-100 RF 13	BSP 1/4"	100	60	21	21	8
	100.08-150 RF 13	BSP 1/4"	150	60	21	21	8
	100.08-200 RF 13	BSP 1/4"	200	60	21	21	8

LUDVIK INDUSTRIEGERÄTE

MOULD COOLING COUPLINGS

KÜHLUNGSELEMENTE FÜR WERKZEUGE

SERIE 100



EXTENSION COUPLINGS VERLÄNGERUNGSMUFFE

with male thread

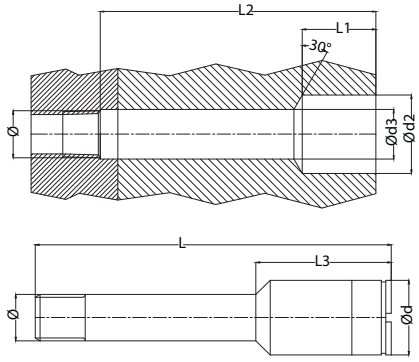

Serie	Part No.	Ø	Ød	Ød2	Ød3	L	L1	L2	L3
	100.08-50 EUB10	BSP 1/8"	21	22	11	50	32	L-5.5	38
	100.08-100 EUB10	BSP 1/8"	21	22	11	100	32	L-5.5	38
	100.08-150 EUB10	BSP 1/8"	21	22	11	150	32	L-5.5	38
100.08	100.08-50 RUB10	BSPT 1/8"	21	22	11	50	32	L-5.5	38
	100.08-100 RUB10	BSPT 1/8"	21	22	11	100	32	L-5.5	38
	100.08-150 RUB10	BSPT 1/8"	21	22	11	150	32	L-5.5	38
	100.08-50 EUB13	BSP 1/4"	21	22	14	50	32	L-7.5	38
	100.08-100 EUB13	BSP 1/4"	21	22	14	100	32	L-7.5	38
	100.08-150 EUB13	BSP 1/4"	21	22	14	150	32	L-7.5	38
	100.08-200 EUB13	BSP 1/4"	21	22	14	200	32	L-7.5	38
100.08	100.08-50 RUB13	BSPT 1/4"	21	22	14	50	32	L-7.5	38
	100.08-100 RUB13	BSPT 1/4"	21	22	14	100	32	L-7.5	38
	100.08-150 RUB13	BSPT 1/4"	21	22	14	150	32	L-7.5	38
	100.08-200 RUB13	BSPT 1/4"	21	22	14	200	32	L-7.5	38

CONNECTION SIZE ANSCHLUSSGRÖßEN

Slightly raised socket

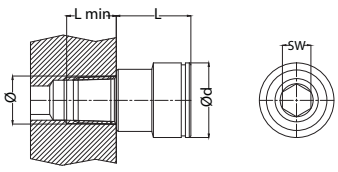

Flush mounted socket

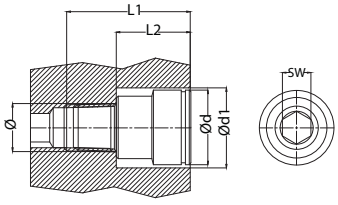

		Slightly raised socket			Flush mounted socket				
Serie	Ø	Ø	Ød	L_{min}	$Ød1_{min}$	L2	L1	SW	Torque Drehmoment (N.m)
	BSP 1/8"	17	20	10	18.5	20.5	29.5	6	15
100.06	BSP 1/4"	17	18	13	18.5	18.5	30.5	6	30
	NPT 1/8"	17	22	10	18.5	22.5	31.5	1/4"	15
	NPT 1/4"	17	20	13.5	18.5	20.5	33	1/4"	30
	BSP 1/8"	21	23	10	22.5	24	33	6	15
	BSP 1/4"	21	22	12	22.5	23	34	8	30
	BSP 3/8"	21	12	13	22.5	13	25	8	30
100.08									
	NPT 1/8"	21	25.5	10	22.5	25.5	35	1/4"	15
	NPT 1/4"	21	24	12	22.5	23.5	35.5	5/16"	30
	NPT 3/8"	21	14	13	22.5	14	27	5/16"	30
	BSP 3/8"	32	29	13	33.5	30	42	10	50
	BSP 1/2"	32	30	15	33.5	31	45	14	50
	BSP 3/4"	32	15	18	33.5	20	36	14	50
100.12									
	NPT 3/8"	32	33	13	33.5	33	46	3/8"	50
	NPT 1/2"	32	35	15	33.5	34.5	51	9/16"	50
	NPT 3/4"	32	17.5	18	33.5	17.5	36.5	9/16"	50

ACCESSORIES ZUBEHÖR

Water Drain Gun From the Injection Machine



Serie	Part No.
100-08	TSM 100-08
100-12	TSM 100-12

Water Drain Gun From the Mould



Serie	Part No.
100-08	TS 100-08
100-12	TS 100-12

Colour identification Rings for Plugs Markierungsringe für Stecknippel



Serie	Part no. / Blue	Part no. / Red
100.06	KDH-2100-1600-45B	KDH-2100-1600-45R
100.08	KDH-2550-2000-40B	KDH-2550-2000-40R
100.12	KDH-3600-3000-40B	KDH-3600-3000-40R

Colour identification collar for hoses Markierungsringe für Schlauch



Part no. / Blue	Part no. / Red	Hose Outer Dia.
BH 13	RH 13	Ø 13 to 17 mm
BH 17	RH 17	Ø 17 to 24 mm
BH 24	RH 24	Ø 24 to 28 mm