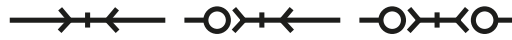




SERIE 213-PI

PNEUMATIC, HYDRAULIC, HIGH PRESSURE  
HYDRAULIC & GENERAL PURPOSE COUPLINGS

PNEUMATIK, MITTELDRUCK-HYDRAULIK,  
HOCHDRUCK-HYDRAULIK UND FLÜSSIGKEITEN.



MEDIUM PRESSURE SERIES MD  
MITTELDRUCK SERIE MD

**Interchangeability - Kompatibilität**  
WALTHER MD - 032

**Temperature Range Temperaturbereich**  
-20°C +100°C (-4°F +212°F)

**Working Pressure - Betriebsdruck**

0 - 200 bar (0 - 2900 PSI) - Steel - Stahl  
0 - 40 bar (0 - 580 PSI) - Brass - Messing  
0 - 40 bar (0 - 580 PSI) - Stainless Steel - Edelstahl

**Flow capacity - Größen**  
NW - 32 (800 mm<sup>2</sup>)

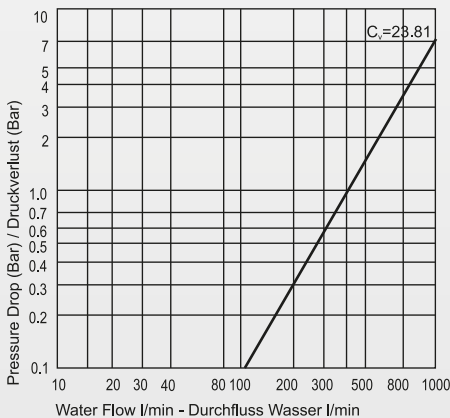
For optional orders please add the symbol of your option end of the order no.  
Optionsbestellungen  
Kennbuchstabe bitte hinzufügen  
(Beispiel: 213 EGB 48PI-K-V)

**Material - Material**

- Coupler body - Kupplungsgrundkörper :Steel & Zinc Plated - Stahl Verzinkt
- Back Part - Rückwärtiger :Steel Zinc Plated - Stahl Verzinkt
- Sleeve - Hülse :Steel Zinc Plated - Stahl Verzinkt
- Valve - Ventil Springs & Ring - Federn & Ring :Brass - Messing
- Balls - Kugeln :Stainless Steel - Edelstahl
- Seals - Dichtungen :AISI 420 & Hardened - Gehärtet AISI 420
- Plug - Nippel :Nitrile seal NBR (Ni) - Nitrilgummi  
Dichtung NBR (Ni)
- Plug - Nippel :Steel Hardened & Oil Burnished - Stahl Gehärtet & Brüniert

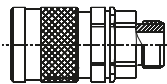
**Option - Optionen (Material - Material)**

- B - Brass - Messing
- CN - Steel & Chemical Nickel Plated  
Stahl Chemisch Vernickelt
- S - Stainless Steel - Edelstahl (S4-S6)



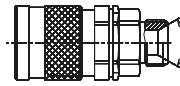
**Couplers and Plugs**  
Kupplungen und Nippel

Connection Anschlüsse	Order No Bestellnr.	SW	Length Länge	ØD
-----------------------	---------------------	----	--------------	----



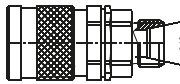
Male Threaded Coupler To ISO-228  
Kupplung mit Aussengewinde zu ISO-228

BSP 1.1/2"	213 EGB 48-P1	75	139	82
BSP 2"	213 EGB 60-P1	75	143	82



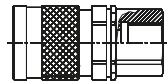
Male Threaded Coupler End Con. 60°  
Kupplung mit 60°  
Konisches Aussengewinde

M45x1.5	213 EGBM 45/60-P1	75	128	82
---------	-------------------	----	-----	----



Male Threaded Coupler End Con. 24°  
Kupplung mit 24°  
Konisches Aussengewinde

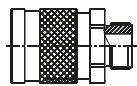
M52x2.0-Ø38	213 EGBM 52/38-P1	75	134	82
-------------	-------------------	----	-----	----



Female Threaded Coupler To ISO-228  
Kupplung mit Innengewinde zu ISO-228

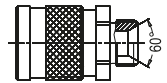
BSP 1.1/2"	213 DGB 48-P1	75	126	82
BSP 2"	213 DGB 60-P1	75	130	82

**Thru Flow Couplings** Anschlußkupplung



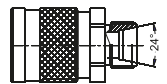
Male Threaded Coupler To ISO-228  
Kupplung mit Anssengewinde zu ISO-228

BSP 1.1/2"	213 EGF 48-P1	70	110	82
BSP 2"	213 EGF 60-P1	70	113	82



Male Threaded Coupler End Con. 60°  
Kupplung mit 60°  
Konisches Aussengewinde

M45x1.5	213 EGFM 45/60-P1	70	103	82
---------	-------------------	----	-----	----



Male Threaded Coupler End Con. 24°  
Kupplung mit 24°  
Konisches Aussengewinde

M52x2.0-Ø38	213 EGFM 52/38-P1	70	109	82
-------------	-------------------	----	-----	----



Female Threaded Coupler To ISO-228  
Kupplung mit Innengewinde zu ISO-228

BSP 1.1/2"	213 DGF 48-P1	70	87	82
BSP 2"	213 DGF 60-P1	70	87	82

**PNEUMATIC, HYDRAULIC, HIGH PRESSURE  
HYDRAULIC & GENERAL PURPOSE COUPLINGS**

PNEUMATIK, MITTELDRUCK-HYDRAULIK,  
HOCHDRUCK-HYDRAULIK UND FLÜSSIGKEITEN.

■ **SERIE 213-PI**

**MEDIUM PRESSURE SERIES MD  
MITTELDRUCK SERIE MD**



**Interchangeability - Kompatibilität**  
WALTHER MD - 032

**Temperature Range Temperaturbereich**  
-20°C +100°C (-4°F +212°F)

**Working Pressure - Betriebsdruck**

0 - 200 bar (0 - 2900 PSI) - Steel - Stahl  
0 - 40 bar (0 - 580 PSI) - Brass - Messing  
0 - 40 bar (0 - 580 PSI) - Stainless Steel - Edelstahl

**Flow capacity - Größen**  
NW - 32 (800 mm<sup>2</sup>)

For optional orders please add the symbol  
of your option end of the order no.  
Optionsbestellungen  
Kennbuchstabe bitte hinzufügen  
(Beispiel: 213 EGB 48PI-K-V)

**Material - Material**

Coupler body -  
Kupplungsgrundkörper :Steel & Zinc Plated -  
Stahl Verzinkt

Back Part -  
Rückwärtiger :Steel Zinc Plated -  
Stahl verzinkt

Sleeve - Hülse :Steel Zinc Plated -  
Stahl verzinkt

Valve - Ventil :Brass - Messing

Springs & Ring-  
Federn & Ring :Stainless Steel -  
Edelstahl

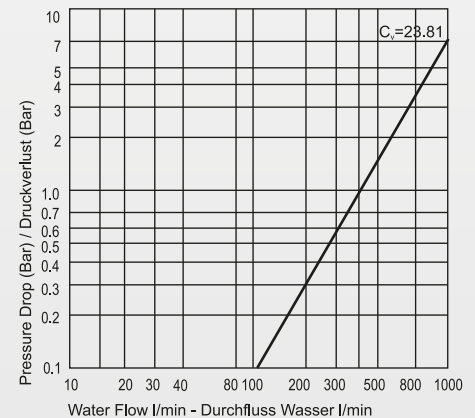
Balls -Kugeln :AISI 420 & Hardened -  
Gehärtet AISI 420

Seals - Dichtungen :Nitrile seal NBR (Ni) -  
Nitrilgummi  
Dichtung NBR (Ni)

Plug - Nippel :Steel Hardened & Oil  
Burnished -Stahl  
Gehärtet & Brüniert

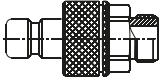
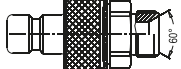
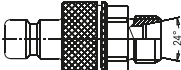
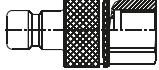
**Option - Optionen (Material - Material)**

B -Brass - Messing  
CN- Steel & Chemical Nickel Plated  
Stahl Chemisch Vernickelt  
S - Stainless Steel - Edelstahl (S4-S6)

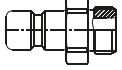
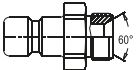
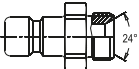


Couplers and Plugs Kupplungen und Nippel	Connection Anschlüsse	Order No Bestellnr.	SW	Lenght Länge	ØD
---	--------------------------	------------------------	----	-----------------	----

■ **Self Sealing Plugs Verschlussnippel**

 Male Threaded Shut-Off Plug To ISO-228 Nippel mit Aussengewinde zu ISO-228 - absperrend	BSP 1.1/2"	213 EUB 48-P1	75	138	82
	BSP 2"	213 EUB 60-P1	75	142	82
 Male Threaded Shut-Off Plug End Con. 60° Nippel mit 60° Konisches Aussengewinde - absperrend	M45x1.5	213 EUBM 45/60-P1	75	127	82
	M52x2.0-Ø38	213 EUBM 52/38-P1	75	133	82
 Male Threaded Shut-Off Plug End Con. 24° Nippel mit 24° Konisches Aussengewinde - absperrend	BSP 1.1/2"	213 DUB 48-P1	75	125	82
	BSP 2"	213 DUB 60-P1	75	129	82
 Female Threaded Shut-Off Plug To ISO-228 Nippel mit Innengewinde zu ISO-228 - absperrend	BSP 1.1/2"	213 DUB 48-P1	75	125	82
	BSP 2"	213 DUB 60-P1	75	129	82

■ **Thru Flow Plugs Nippel Ohne Ventil**

 Male Threaded Plug To ISO-228 Nippel mit Aussengewinde zu ISO-228	BSP 1.1/2"	213 EU 48-P1	55	82	60
	BSP 2"	213 EU 60-P1	65	88	72.5
 Male Threaded Shut-Off Plug End Con. 60° Nippel mit 60° Konisches Aussengewinde - absperrend	M 45x1.5	213 EUM 45/60-P1	55	70.5	62
	M52x2.0 Ø38	213 EUM 52/38-P1	60	82	67
 Male Threaded Shut-Off Plug End Con. 24° Nippel mit 24° Konisches Aussengewinde - absperrend	BSP 1.1/2"	213 DU 48-P1	60	75	66
	BSP 2"	213 DU 60-P1	70	77	78