LUDVIK
INDUSTRIEGERÄTE

HYDRAULIC COUPLINGS
HYDRAULISCHE KUPPLUNGEN

SERIE 103



FLAT FACE HYDRAULIC SERIE

LUDVIK INDUSTRIEGERÄTE

HYDRAULIC COUPLINGS
HYDRAULISCHE KUPPLUNGEN

SERIE 103 DN8-12



Materials

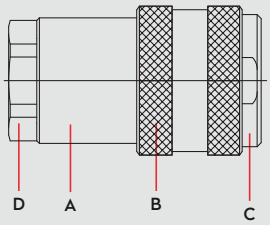

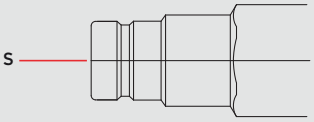

Material Code

A = Blue -Red Aluminum Plated

B = Hardened Steel Zinc Plated

C = Hardened AISI 420

D = AISI 303

S = AISI 420

TST 103.08 → 0 - 450 bar
TST 103.11 → 0 - 350 bar
TST 103.12 → 0 - 350 bar

-26° to + 200°C (FPM)

Shut Off Type



max. Residual Pressure

Serie	103.08/PD	103.12/PD
Coupling	40	
Plug	120	

FLOW

TST 103.08 → 15 lt/min
TST 103.11 → 27 lt/min
TST 103.12 → 35 lt/min

DN

TST 103.08 → 8 mm
TST 103.11 → 11 mm
TST 103.12 → 12 mm

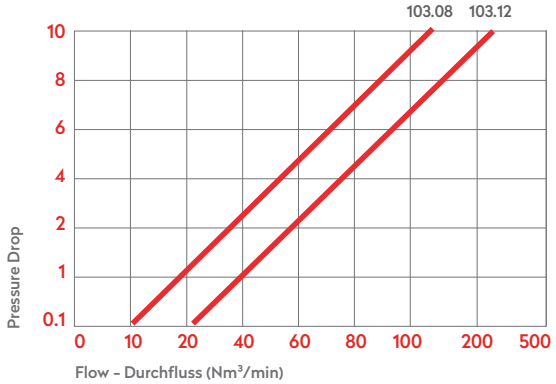

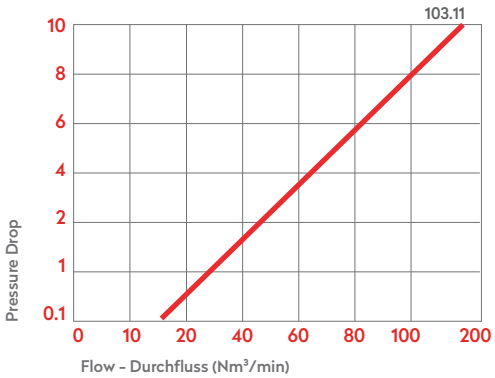

Options

- E1
- Id. Ring
- PD
- NBR

Applications

- Hydraulic oil circuits

Compatible with



LUDVIK INDUSTRIEGERÄTE

HYDRAULIC COUPLINGS
HYDRAULISCHE KUPPLUNGEN

SERIE 103

QUICK COUPLINGS SCHNELLKUPPLUNGEN

with female thread

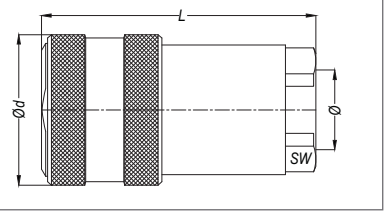

Part No.	DN	Ø	L	Ød	SW
103.08 DGB 21	8	BSP 1/2"	72	39.5	30
103.11 DGB 21	11	BSP 1/2"	72	39.5	30
103.12 DGB 26	12	BSP 3/4"	89	49.5	41

with female thread panel mounted

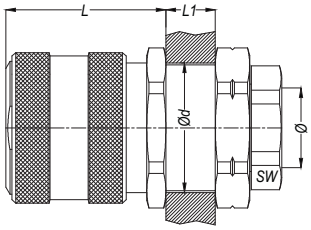

Part No.	DN	Ø	Ød	L	L1	SW
103.08 MGB 21	8	BSP 1/2"	M34x1	42	13	30
103.12 MGB 26	12	BSP 3/4"	M44x1.5	46	22	41

with screw connection

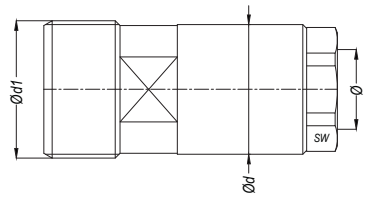

Part No.	DN	Ø	L	Ød	Ød1	SW
103.08 VDGB 21	8	BSP 1/2"	77	34	M36x2	30
103.12 VDGB 26	12	BSP 3/4"	94.5	45	M43x2	41

PLUGS STECKNIPPEL

with female thread

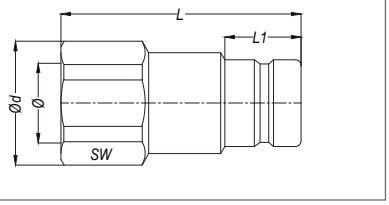

Part No.	DN	Ø	Ød	L	L1	SW
103.08 DUB 21	8	BSP 1/2"	32.5	63	20	30
103.12 DUB 26	12	BSP 3/4"	44.5	74	25	41

with male thread

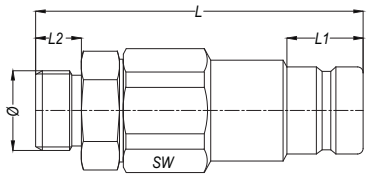

Part No.	DN	Ø	Ød	L	L1	SW
103.08 EUB 21	8	BSP 1/2"	32.5	74	12	30
103.08 EUBM 22	8	M22x1.5	32.5	74	12	30
103.08 EUBM 24	8	M24x1.5	32.5	76	14	30

with female thread panel mounted

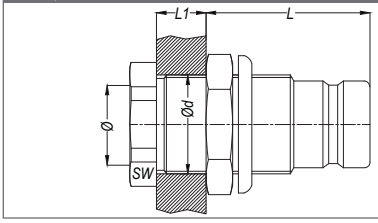

Part No.	DN	Ø	Ød	L	L1	SW
103.08 MUB 21	8	BSP 1/2"	27	36	22	30
103.12 MUB 26	12	BSP 3/4"	35	31	22	38

with screw connection

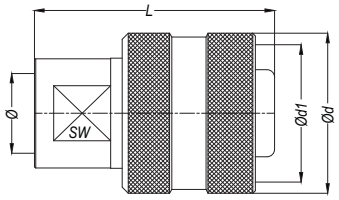

Part No.	DN	Ø	Ød	Ød1	L	SW
103.08 VDUB 21	8	BSP 1/2"	42	M36x2	63	26
103.12 VDUB 26	12	BSP 3/4"	49	M43x2	73	31

with male thread

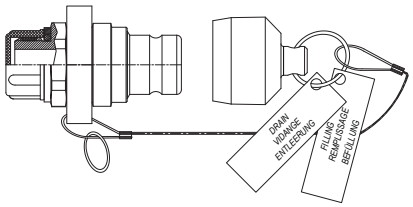

Part No.	DN	Ø	L	L1	SW
103.11 EUB 21	11	BSP 1/2"	63.5	13	30
103.11 EUBM 24	11	M24x1.5	64.5	15	30

Anti -Dust Cup for Plug

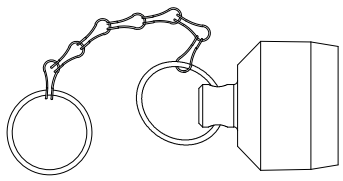

Part No.	DN
103.08 KU 21	8
103.12 KU 26	12

CONNECTION UNDER PRESSURE VERBINDUNG UNTER DRUCK

with female thread

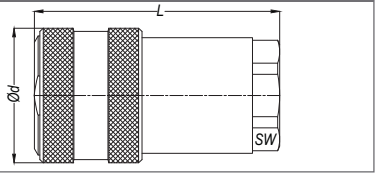

Part No.	DN	Ø	Ød	L	SW
103.08 PDGB 21	8	BSP 1/2"	39.5	72	30
103.12 PDGB 26	12	BSP 3/4"	49.5	89	41

with female thread

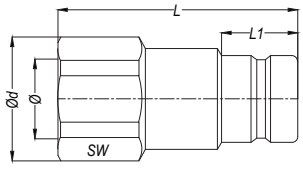

Part No.	DN	Ø	Ød	L	SW
103.11 PDUB 21	11	BSP 1/2"	20	63	30
103.11 PDUB 26	11	M24x1.5	25	74	41

Anti -Dust Cup for Coupler

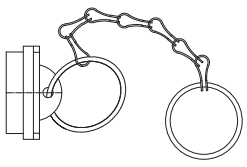

Part No.	DN
103.08 KG 21	8
103.12 KG 26	12