LUDVIK INDUSTRIEGERÄTE

WATER COUPLINGS
WASSERKUPPLUNGEN

SERIE 112 DN 12-19



Materials

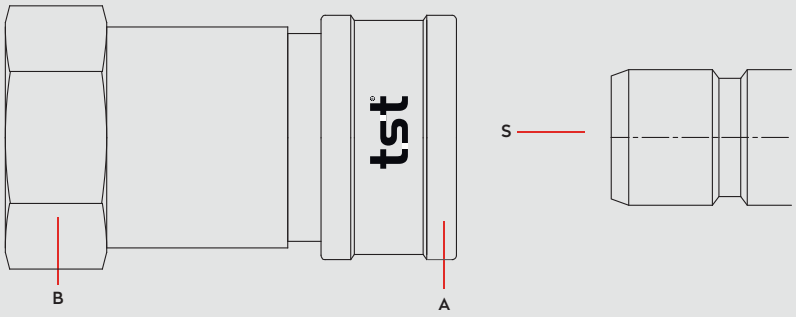

Material Code

A = Brass Nickel Plated

B = Brass Nickel Plated

S = Brass Nickel Plated

0 - 10 bar

-40° to + 105°C (NBR)

Options

AISI316 Stainless Steel

TST 112.12
OM 262 - 01510
OM 200 - 00800 (valved)
TST 112.19
OM 353 - 02340
OM200 - 03000 (valved)
07219VC00M (valved)

Shut Off Type

DN 12 - 19 mm

Plug Profile Serie 112

112.12

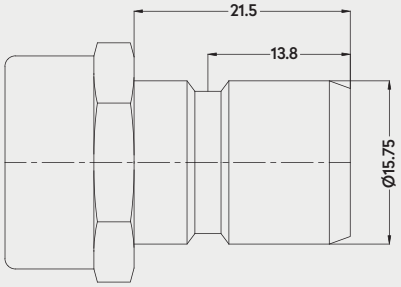

112.19

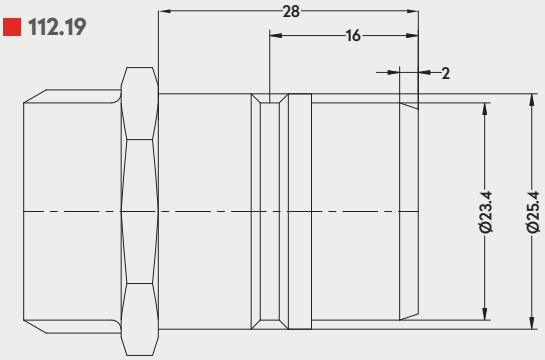

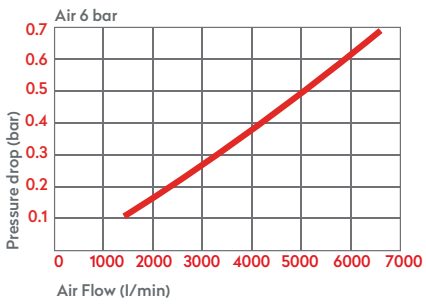

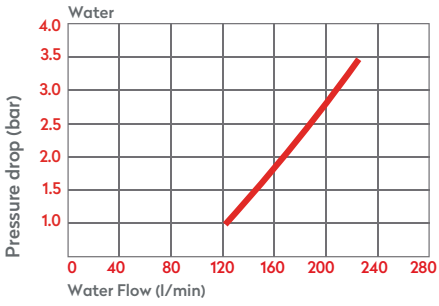

Compatible with

PARKER - LEGRIS Ø12 - Ø19

LUDVIK INDUSTRIEGERÄTE



WATER COUPLINGS
WASSERKUPPLUNGEN

SERIE 112

VALVED QUICK COUPLINGS SCHNELLKUPPLUNGEN MIT VENTIL

with female thread

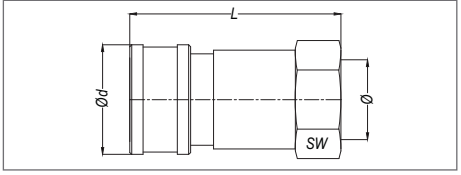

Part No.	Ø	SW	L	Ød
112.12 DG 17	BSP 3/8"	27	55.5	28.8
112.12 DG 21	BSP 1/2"	27	55.5	28.8

with hose tail

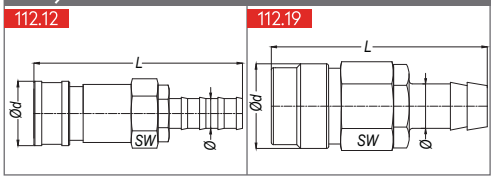

Part No.	Ø	SW	L	Ød
112.12 HG 13	Ø13	27	87.7	28.8
112.12 HG 15	Ø15	27	87.7	28.8
112.12 HG 19	Ø19	27	93.3	28.8
112.19 HG 19	Ø19	36	90.5	39.6

UNVALVED QUICK COUPLINGS SCHNELLKUPPLUNGEN OHNE VENTIL

with female thread

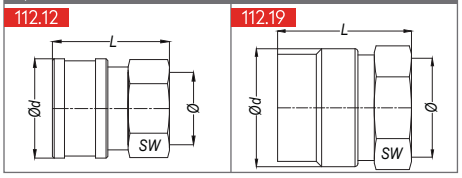

Part No.	Ø	SW	L	Ød
112.12 DGF 17	BSP 3/8"	24	34	28.8
112.12 DGF 21	BSP 1/2"	24	34	28.8
112.12 DGF 26	BSP 3/4"	30	38	28.8
112.12 DGF 33	BSP 1"	36	40	28.8
112.19 DGF 33	BSP 1"	36	45	39.6

with hose tail

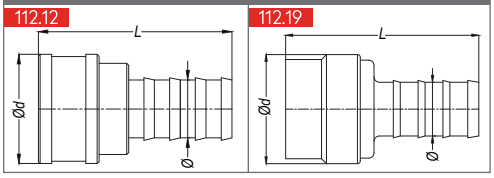

Part No.	Ø	L	Ød
112.12 HGF 12	Ø12	51	28.8
112.12 HGF 15	Ø15	51	28.8
112.12 HGF 19	Ø19	57	28.8
112.19 HGF 19	Ø19	70	39.6
112.19 HGF 25	Ø25	70	39.6

PLUGS STECKNIPPEL

with male thread

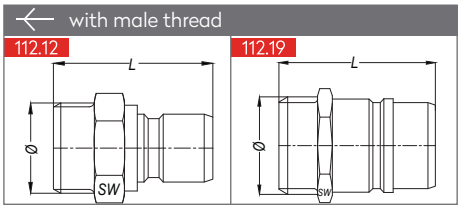

Part No.	Ø	SW	L
112.12 EU 17	BSP 3/8"	22	31.5
112.12 EU 21	BSP 1/2"	22	37
112.12 EU 26	BSP 3/4"	27	41
112.12 EU 33	BSP 1"	35	41
112.19 EU 26	BSP 3/4"	27	42.5
112.19 EU 33	BSP 1"	35	46

with female thread

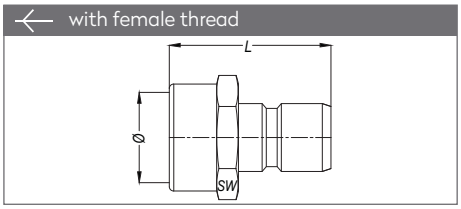

Part No.	Ø	SW	L
112.12 DU 13	BSP 1/4"	17	37.5
112.12 DU 17	BSP 3/8"	21	37.5
112.12 DU 21	BSP 1/2"	25	37.5
112.12 DU 26	BSP 3/4"	32	42.5
112.12 DU 33	BSP 1"	38	45.5

with hose tail

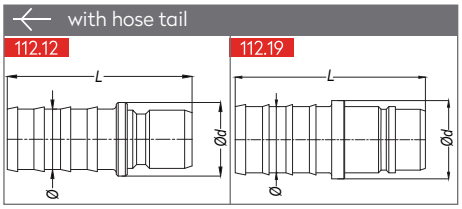

Part No.	Ø	L	Ød
112.12 HU 07	Ø7	54	17
112.12 HU 10	Ø10	54	17
112.12 HU 12	Ø12	50	17
112.12 HU 13	Ø13	54	17
112.12 HU 15	Ø15	50	18
112.12 HU 16	Ø16	50	20
112.12 HU 19	Ø19	57.5	21
112.19 HU 19	Ø19	69	25.3
112.19 HU 25	Ø25	73	30

with male thread & hose barb

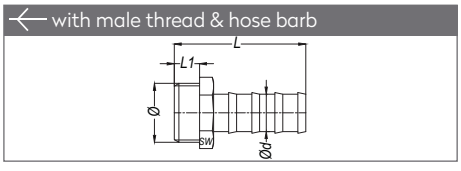

Part No.	Ø	Ød	SW	L	L1
112.12 GU 12	BSP 1/2"	Ø12	22	41.2	9
112.12 GU 13	BSP 1/2"	Ø13	22	41.2	9
112.12 GU 15	BSP 1/2"	Ø15	22	41.2	9
112.12 GU 19	BSP 1/2"	Ø19	22	46.8	9
112.12 GU 21	BSP 1/2"	Ø21	24	46.8	9

with female thread (no SW)

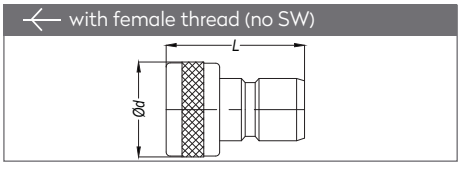

Part No.	Ø	L	Ød
112.12 DN 17	BSP 3/8"	32	20
112.12 DN 21	BSP 1/2"	35	24
112.12 DN 26	BSP 3/4"	39	32
112.12 DN 33	BSP 1"	44	39